

Turn every chest CT into cardiovascular insight and value





G0680: New Medicare Code for AI-Enabled CAC Analysis

Effective April 1, 2026




G0680 establishes a new reimbursement pathway for AI-drive detection and quantification of coronary artery calcium (CAC) and aortic valve calcification (AVC) on chest CT scans.



WHAT THE CODE COVERS

-  Detection and quantification of coronary artery calcium (CAC) and/or aortic valve calcification (AVC)
-  Algorithm-based (AI) analysis of existing chest CT scans
-  Includes automated report generation
-  Performed in the hospital outpatient setting (OPPS)

ELIGIBLE IMAGING

-  **Routine chest CT** (non-contrast)
-  **Low-dose CT** (lung cancer screening)
-  **Non-Gated CT scans** (non-contrast)

REIMBURSEMENT OVERVIEW

- Applies in the Hospital Outpatient Prospective Payment System (OPPS)
- **Carrier-priced** - rates determined by regional Medicare Administrative Contractors (MACs)
- Payment depends on OPPS **Status Indicator (SI)**:
 - May be separately reimbursed OR
 - Packaged into the primary CT scan payment



KEY TAKAWAY: G0680 introduces a monetization pathway for CAC analysis where none previously existed.

INTRODUCING

ClearRead™ CT CAC





ClearRead CT CAC is an AI-powered solution that automatically detects and quantifies coronary artery calcium from routine chest CT scans - perfectly aligned with G0680.

- ✓ **Fully automated** CAC detection & scoring
- ✓ **Works** on non-gated, non-contrast, standard chest CTs
- ✓ **Generates** consistent, structured reports required for billing
- ✓ **Enables scalable** deployment across all CT workflows
- ✓ **Integrates seamlessly into** radiology workflows (PACS/RIS)

PERFECT ALIGNMENT WITH G0680

G0680 REQUIREMENT	ClearRead CT CAC Capability
AI-based CAC detection	✓ Automated AI algorithm
Quantification of calcium	✓ Standardized scoring output
Report generation	✓ Structured, billable reports
Use on routine CT scans	✓ Works on existing non-gated, non-contrast CT scans

CLINICAL + FINANCIAL VALUE

-  Turn incidental findings into actionable insights
-  Drive new revenue from existing scans
-  Enhance radiologist efficiency and consistency
-  Differentiate your imaging program with AI-enabled prevention

IDEAL USE CASES

- Lung cancer screening programs (LDCT)
- Emergency department chest CTs
- High-volume outpatient imaging centers
- Health systems focused on cardiovascular risk detection
- Value-based care & population health initiatives



G0680 enables reimbursement for AI-driven CAC analysis - and ClearRead CT CAC is purpose-built to help providers capture that opportunity efficiently, accurately, and at scale.



NEXT STEPS

- 1** Evaluate your annual chest CT volume
- 2** Identify CAC opportunity within your workflow
- 3** Partner with ClearRead to activate G0680 readiness



Learn more at riveraintech.com